

THERE WAS AN OLD WOMAN



There was an old woman
all skin and bones,



Oooo oo oo oooooo.



She lived down by
the old graveyard,



Oooo oo oo ooooo.



One night she thought
she'd take a walk,



Oooo oo oo ooooo.



She walked down by
The old graveyard,



Oooo oo oo oooooo.



She saw the bones
a-laying around,



Oooo oo oo oooooo.



She went to the closet
To get a broom,



Oooo oo oo ooooo.



She opened the door and..

BOO!



THERE WAS AN OLD WOMAN

There was an old woman all skin and bones, Ooo oo oo ooo.

She lived down by the old graveyard, Ooo oo oo ooo.

One night she thought she'd take a walk, Ooo oo oo ooo.

She walked down by the old graveyard, Ooo oo oo ooo.

She saw the bones a-laying around, Ooo oo oo ooo.

She went to the closet to get a broom, Ooo oo oo ooo.

She opened the door and.. BOO!



3 LITTLE WITCHES



One little, two little, three little witches.

Fly over haystacks, fly over ditches.



Fly over moonbeams without any hitches.

Hey, Ho, Halloween Night!



Pass the Pumpkin



Pass the Pumpkin









trad.

The image shows two staves of musical notation for the song 'Pass the Pumpkin'. The first staff is in 4/4 time and contains the melody for the first line of the song: 'Pass the pump - kin all a - round, lis - ten to that spoo - ky sound.' The second staff is also in 4/4 time and contains the melody for the second line: 'Ooo oo, ooo, oo, Will it stop on you? Boo!' The notes are simple, mostly quarter and eighth notes, with a final 'Boo!' ending with a fermata.

- Teach song- students discover steady beat and patsch; on "ooo" wiggle hands, on "you" clap
- Set up classroom as a rotation of rainsticks, gongs or metals, and Orff instruments.
- Transfer patsch to bordun of D and A (play long D and long A together at the same time to the beat). Transfer "ooo" part to rainsticks, and "you" part to gongs and metals. All students practice ALL parts.
- To select who is going to play the first instrument in the rotation, students all sit inside the circle of instruments, sing song in a circle, pass the pumpkin, 1st time on "you", ONE student goes to an instrument, does NOT PLAY... this is only to determine who is going to what instrument, not to play YET.. we'll get there. Next time on "you" the student who had the pumpkin last chooses someone else to go with them so you'll have 2 students going to the instrument, sing again, on "you" the student who had the pumpkin last chooses 3 friends to go, etc. Keep adding numbers so you can get everyone to the instruments and then rotate through playing the instruments and singing; this way makes it easy as all students play the same amount of times.

 Pass the	 pumpkin	 all a-	 round.
 Listen	 to the	 spooky	 sound.
 Ooo	 oo,	 Ooo	 oo,
 Will it	 stop on	 you?	 Boo!

 Pass the	 pumpkin	 all a-	 round.
 Listen	 to the	 spooky	 sound.
 Ooo	 oo,	 Ooo	 oo,
 Will it	 stop on	 you?	 Boo!

 Pass the	 pumpkin	 all a-	 round.
 Listen	 to the	 spooky	 sound.
 Ooo	 oo,	 Ooo	 oo,
 Will it	 stop on	 you?	 Boo!

 <p>Pass the</p>	 <p>pumpkin</p>	 <p>all a-</p>	 <p>round.</p>
 <p>Listen</p>	 <p>to the</p>	 <p>spooky</p>	 <p>sound.</p>
 <p>Ooo</p>	 <p>oo,</p>	 <p>Ooo</p>	 <p>oo,</p>
 <p>Will it</p>	 <p>stop on</p>	 <p>you?</p>	 <p>Boo!</p>



Pass the



pumpkin



all a-



round.



Listen



to the



spooky



sound.



Ooo



oo,



Ooo



oo,



Will it



stop on



you?



Boo!



Pass the



pumpkin



all a-



round.



Listen



to the



spooky



sound.



Ooo



oo,



Ooo



oo,



Will it



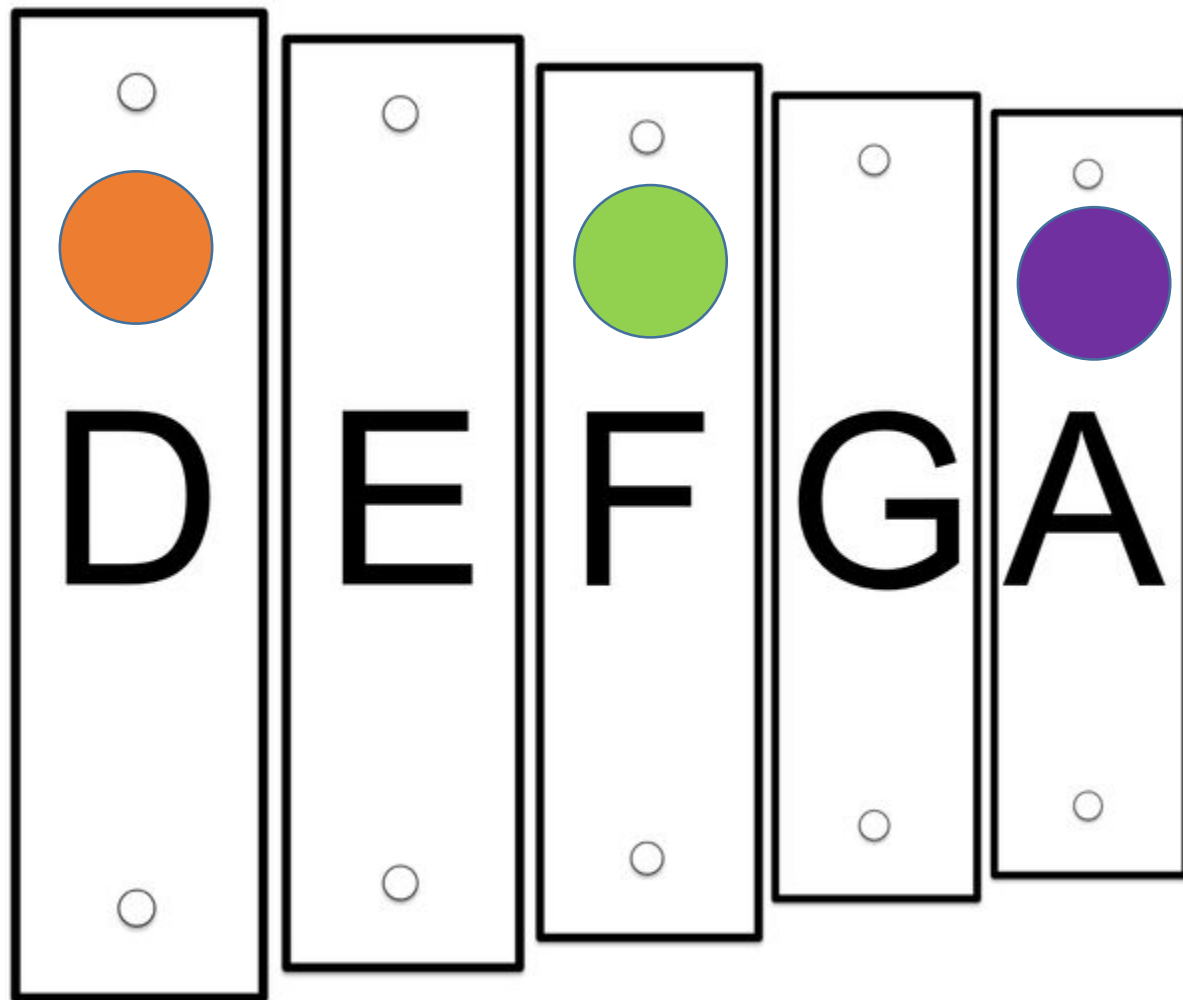
stop on



you?



Boo!



Recorder

D F D F D F A D F D F D F A A G F E D

The image displays a musical score for a recorder piece in 4/4 time. The melody is written on a single staff with a treble clef. The notes are: D4, F4, D4, F4, D4, F4, A4, D4, F4, D4, F4, D4, F4, A4, a whole rest, A4, G4, F4, E4, and D4. Below the staff, colored dots indicate the fingerings for each note: yellow for D, green for F, purple for A, and teal for G. The notes are grouped into measures, with a double bar line after the eighth measure. The final measure ends with a fermata over the D4 note.




HALLOWEEN
IS COMING





Halloween is coming,

Moon is rising high.



See the bats and witches,

Flying through the sky.

Wooooo oooooo.....


Wooooo oooooo.....

Wooooo oooooo.....





BOO!



HALLOWEEN IS COMING



Halloween is coming,
Moon is rising high.
See the bats and witches,
Flying through the sky.

Wooooo oooooo.....

Wooooo oooooo.....

Wooooo oooooo.....

BOO!

